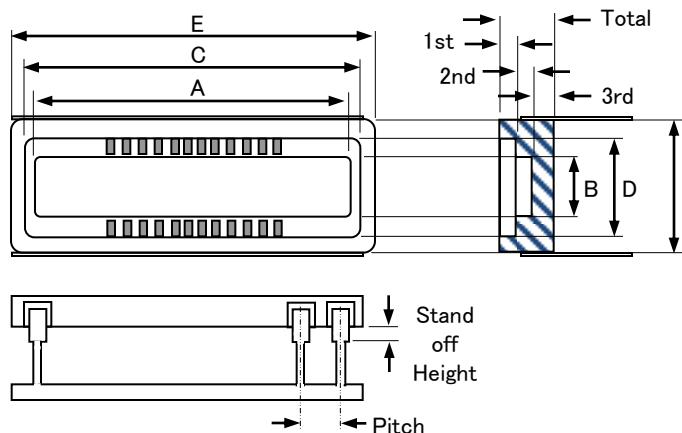



NTK SOJ & Hybrid PKG (Small Outline J Lead & Hybrid Packages)



UNIT: inch

LEAD COUNT	CAVITY						OVERALL			LAYER THICKNESS				LEAD		NTK MATERIAL CODE B:Black W:White	CONNECTION (0:NON-Connect)		DRAWING NO.	
	DIE CAV.		TOP CAV.		UP(U) DOWN(D)	1st				2nd	3rd	TOTAL	PITCH	STAND OFF HEIGHT	SEAL RING		DIE ATTACH			
	A	X	B	C			X	D	E							X		F		
4	0.420	X	0.250		X		U	0.550	X	0.350	0.075	0.025		0.100	0.200		B	No.2	SEE DRAWING	ID - 7900D-MO
4	0.420	X	0.250		X		U	0.550	X	0.350	0.085	0.025		0.110	0.200		B	No.2	-	ID - 7901F-MO
6	0.268	X	0.228		X		U	0.335	X	0.315	0.080	0.020		0.100	0.100	0.030	B	No.3	SEE DRAWING	ID - 6748A-MO
6	0.365	X	0.260	0.465	X	0.260	U	0.550	X	0.350	0.035	0.040	0.020	0.095	0.100		B	No.3	-	ID - 7939A-MO
6	0.420	X	0.250		X		U	0.550	X	0.350	0.075	0.020		0.095	0.100		B	No.3	-	ID - 7902A-MO
14	0.630	X	0.270	0.665	X	0.360	U	0.790	X	0.490	0.020	0.045	0.045	0.110	0.100	0.025	B	A PAD	0	ID - 905K
16	0.650	X	0.170	0.650	X	0.220	U	0.800	X	0.295	0.020	0.040	0.020	0.080	0.100	0.035	B	0	0	ID - 941L
16	0.730	X	0.270	0.765	X	0.360	U	0.890	X	0.490	0.045	0.045	0.030	0.120	0.100	0.025	B	-	0	ID - 908E
16	0.730	X	0.270	0.765	X	0.360	U	0.890	X	0.490	0.050	0.050	0.030	0.130	0.100	0.025	B	No.8	-	ID - 908-MO
16	0.804	X	0.120	0.820	X	0.375	U	0.900	X	0.455	0.040	0.020	0.045	0.105	0.100	0.025	B	0	0	ID - 7572-MO
18	0.830	X	0.270	0.865	X	0.360	U	0.992	X	0.490	0.045	0.045	0.030	0.120	0.100	0.025	B	0	-	ID - 906K
20	0.850	X	0.170	0.850	X	0.220	U	1.000	X	0.295	0.020	0.040	0.020	0.080	0.100	0.035	B	0	-	ID - 938C-MO

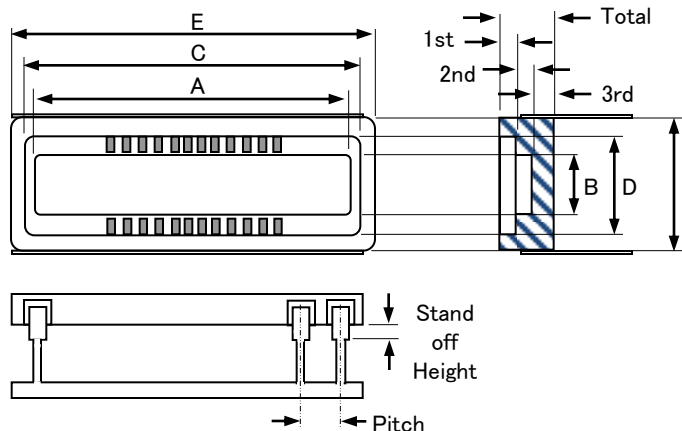

NTK SOJ & Hybrid PKG (Small Outline J Lead & Hybrid Packages)

UNIT: inch

LEAD COUNT	CAVITY							OVERALL			LAYER THICKNESS				LEAD		NTK MATERIAL CODE B:Black W:White	CONNECTION (0:NON-Connect)		DRAWING NO.
	DIE CAV.			TOP CAV.			UP(U) DOWN(D)				1st	2nd	3rd	TOTAL	PITCH	STAND OFF HEIGHT		SEAL RING	DIE ATTACH	
	A	X	B	C	X	D		E	X	F										
20	0.970	x	0.750	1.070	x	0.850	U	1.200	x	0.995	0.020	0.020	0.045	0.085	0.100	0.035	B	0	No.1,15	ID - 6697G-MO
24	1.050	x	0.436	1.123	x	0.497	U	1.250	x	0.594	0.030	0.030	0.040	0.100	0.100	0.050	B	A-F	-	ID - 7551-MO
24	1.144	x	0.580	1.179	x	0.670	U	1.295	x	0.790	0.035	0.045	0.040	0.120	0.100	0.025	B	0	-	ID - 7405A
24	1.144	x	0.580	1.179	x	0.670	U	1.295	x	0.790	0.010	0.070	0.045	0.125	0.100	0.025	B	0	-	ID - 7813C
24	1.144	x	0.580	1.179	x	0.670	U	1.295	x	0.790	0.020	0.035	0.045	0.100	0.100	0.025	B	0	-	ID - 904Z
28	1.250	x	0.430	1.320	x	0.500	U	1.400	x	0.590	0.040	0.040	0.035	0.115	0.100	0.070	B	0	0	ID - 6593D
28	1.250	x	0.430	1.320	x	0.500	U	1.400	x	0.594	0.040	0.040	0.035	0.115	0.100	0.050	B	0	0	ID - 913-MO
28	1.270	x	0.865	1.270	x	0.932	U	1.410	x	1.020	0.060	0.100	0.040	0.200	0.100	0.030	B	A,B,C,D	-	ID - 7848B-MO
28	1.350	x	0.730	1.350	x	0.797	U	1.450	x	0.895	0.065	0.045	0.040	0.150	0.100	0.050	B	0	-	ID - 7552-MO
32	1.450	x	0.436	1.523	x	0.497	U	1.650	x	0.594	0.030	0.030	0.040	0.100	0.100	0.050	B	0	No.1-32	ID - 7561A
32	1.450	x	0.436	1.523	x	0.497	U	1.650	x	0.595	0.030	0.030	0.040	0.100	0.100	0.050	B	0	0	ID - 7532D
32	1.516	x	0.436	1.516	x	0.497	U	1.610	x	0.594	0.055	0.030	0.040	0.125	0.100	0.050	B	No.16	-	ID - 7541A
32	1.615	x	0.860	1.635	x	0.950	U	1.726	x	1.090	0.055	0.055	0.040	0.150	0.100	0.025	B	A PAD	-	ID - 7805C
36	0.450	x	0.318	0.530	x	0.353	U	0.930	x	0.423	0.025	0.025	0.030	0.080	0.050		B	0	0	ID - 7894A-MO
38	1.890	x	0.295	1.890	x	0.376	U	2.000	x	0.453	0.040	0.040	0.050	0.130	0.100	0.050	B	-	No.1,38	ID - 6904A-MO
40	1.930	x	0.430	1.965	x	0.490	U	2.095	x	0.595	0.050	0.040	0.040	0.130	0.100	0.050	B	A PAD	-	ID - 7533C-MO
40	1.950	x	0.870	1.950	x	0.980	U	2.095	x	1.090	0.065	0.030	0.040	0.135	0.100	0.025	B	0	-	ID - 7855-MO



NTK SOJ & Hybrid PKG (Small Outline J Lead & Hybrid Packages)



UNIT: mm

LEAD COUNT	CAVITY						OVERALL			LAYER THICKNESS				LEAD		NTK MATERIAL CODE B:Black W:White	CONNECTION (0:NON-Connect)		DRAWING NO.	
	DIE CAV.			TOP CAV.						1st	2nd	3rd	TOTAL	PITCH	STAND OFF HEIGHT		SEAL RING	DIE ATTACH		
	A	X	B	C	X	D	UP(U) DOWN(D)	E	X	F										
4	10.668	x	6.350		x		U	13.970	x	8.890	1.905	0.635		2.540	5.080		B	No.2	SEE DRAWING	ID - 7900D-MO
4	10.668	x	6.350		x		U	13.970	x	8.890	2.159	0.635		2.794	5.080		B	No.2	-	ID - 7901F-MO
6	6.807	x	5.791		x		U	8.509	x	8.001	2.032	0.508		2.540	2.540		B	No.3	SEE DRAWING	ID - 6748A-MO
6	9.271	x	6.599	11.811	x	6.599	U	13.970	x	8.890	0.889	1.016	0.508	2.413	2.540		B	No.3	-	ID - 7939A-MO
6	10.668	x	6.350		x		U	13.970	x	8.890	1.905	0.508		2.413	2.540		B	No.3	-	ID - 7902A-MO
14	16.002	x	6.858	16.891	x	9.144	U	20.066	x	12.446	0.508	1.143	1.143	2.794	2.540	0.635	B	A PAD	0	ID - 905K
16	16.510	x	4.318	16.510	x	5.588	U	20.320	x	7.493	0.508	1.016	0.508	2.032	2.540	0.889	B	0	0	ID - 941L
16	18.542	x	6.858	19.431	x	9.144	U	22.606	x	12.446	1.143	1.143	0.762	3.048	2.540	0.635	B	-	0	ID - 908E
16	18.542	x	6.858	19.431	x	9.144	U	22.606	x	12.446	1.270	1.270	0.762	3.302	2.540	0.635	B	No.8	-	ID - 908-MO
16	20.422	x	3.048	20.828	x	9.525	U	22.860	x	11.557	1.016	0.508	1.143	2.667	2.540	0.635	B	0	0	ID - 7572-MO
18	21.082	x	6.858	21.971	x	9.144	U	25.199	x	12.451	1.143	1.143	0.762	3.048	2.540	0.635	B	0	-	ID - 906K
20	21.590	x	4.318	21.590	x	5.588	U	25.400	x	7.501	0.508	1.016	0.508	2.032	2.540	0.889	B	0	-	ID - 938C-MO

NTK SOJ & Hybrid PKG (Small Outline J Lead & Hybrid Packages)

UNIT: mm

LEAD COUNT	CAVITY						OVERALL			LAYER THICKNESS				LEAD		NTK MATERIAL CODE B:Black W:White	CONNECTION (0:NON-Connect)		DRAWING NO.	
	DIE CAV.			TOP CAV.						UP(U) DOWN(D)	1st	2nd	3rd	TOTAL	PITCH		STAND OFF HEIGHT	SEAL RING		DIE ATTACH
	A	X	B	C	X	D	E	X	F											
20	24.638	×	19.050	27.178	×	21.590	U	30.480	×	25.273	0.508	0.508	1.143	2.159	2.540	0.889	B	0	No.1,15	ID - 6697G-MO
24	26.670	×	11.074	28.524	×	12.624	U	31.750	×	15.088	0.762	0.762	1.016	2.540	2.540	1.270	B	A-F	-	ID - 7551-MO
24	29.058	×	14.732	29.947	×	17.018	U	32.893	×	20.066	0.889	1.143	1.016	3.048	2.540	0.635	B	0	-	ID - 7405A
24	29.058	×	14.732	29.947	×	17.018	U	32.893	×	20.066	0.254	1.778	1.143	3.175	2.540	0.635	B	0	-	ID - 7813C
24	29.058	×	14.732	29.947	×	17.018	U	32.893	×	20.066	0.508	0.889	1.143	2.540	2.540	0.635	B	0	-	ID - 904Z
28	31.750	×	10.922	33.528	×	12.700	U	35.560	×	14.986	1.016	1.016	0.889	2.921	2.540	1.778	B	0	0	ID - 6593D
28	31.750	×	10.922	33.528	×	12.700	U	35.560	×	15.088	1.016	1.016	0.889	2.921	2.540	1.270	B	0	0	ID - 913-MO
28	32.258	×	21.971	32.258	×	23.670	U	35.809	×	25.908	1.524	2.540	1.016	5.080	2.540	0.762	B	A,B,C,D	-	ID - 7848B-MO
28	34.290	×	18.542	34.290	×	20.244	U	36.830	×	22.733	1.651	1.143	1.016	3.810	2.540	1.270	B	0	-	ID - 7552-MO
32	36.830	×	11.074	38.684	×	12.624	U	41.910	×	15.088	0.762	0.762	1.016	2.540	2.540	1.270	B	0	No.1-32	ID - 7561A
32	36.830	×	11.069	38.679	×	12.621	U	41.910	×	15.100	0.762	0.762	1.016	2.540	2.540	1.270	B	0	0	ID - 7532D
32	38.506	×	11.074	38.506	×	12.624	U	40.894	×	15.088	1.397	0.762	1.016	3.175	2.540	1.270	B	No.16	-	ID - 7541A
32	41.021	×	21.844	41.529	×	24.130	U	43.840	×	27.691	1.400	1.400	1.016	3.815	2.540	0.635	B	A PAD	-	ID - 7805C
36	11.430	×	8.077	13.462	×	8.966	U	23.622	×	10.739	0.635	0.635	0.762	2.032	1.270		B	0	0	ID - 7894A-MO
38	48.006	×	7.493	48.006	×	9.550	U	50.800	×	11.506	1.016	1.016	1.270	3.302	2.540	1.270	B	-	No.1,38	ID - 6904A-MO
40	49.022	×	10.922	49.911	×	12.446	U	53.213	×	15.113	1.270	1.016	1.016	3.302	2.540	1.270	B	A PAD	-	ID - 7533C-MO
40	49.530	×	22.098	49.530	×	24.892	U	53.213	×	27.686	1.651	0.762	1.016	3.429	2.540	0.635	B	0	-	ID - 7855-MO